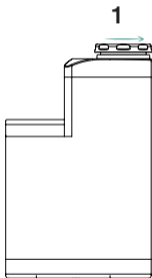




USER MANUAL



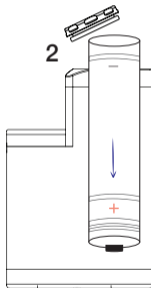
USER MANUAL

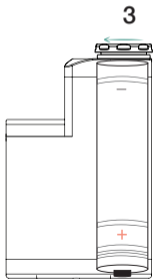


1- For open the battery lid, grab firing button base and turn it counter-clockwise

2- Put battery inside the product but positive pole of battery should be down.

PS: You can use 18650 with small battery lid and if you prefer big battery lid 21700 battery

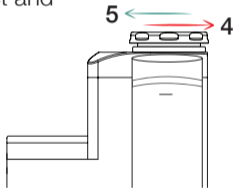




3- Close the Battery lid, put fire button base on the product and gently turn it clockwise.

4- For lock the item, grab fire button and turn it counter-clockwise.

5- For unlock the item, grab fire button and turn it clockwise.





www.fakirsmods.com