

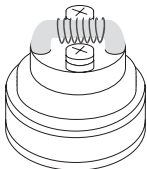
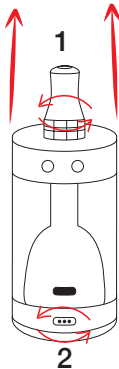


USER MANUAL

3

Filling The Atomizer:

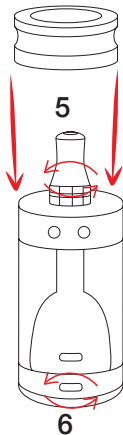
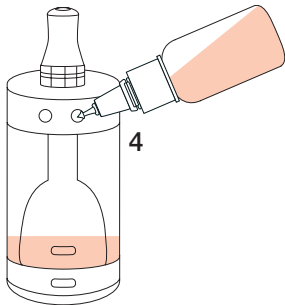
- 1- Close the liquid control with turning chimney.
- 2- Close air control with turning air control ring.
- 3- Pull topcap upside you will see the filling holes.



You need to stick your cotton into the wicking holes.

Filling The Atomizer:

- 4- Fill the atomizer with using those filling holes.
- 5- Put topcap to atomizer again.
- 6- Open air control and liquid control.





www.fakirsmods.com